


1



**Designate a responsible person to supervise the water without distraction.**

- Use something visual or tangible to identify the water supervisor like a hat or lanyard.
- Schedule water supervisors in intervals to ensure optimum attention to the water.

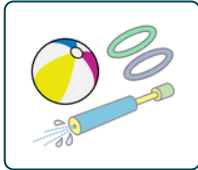


2



**Stay within an arm's length of children that are in or near water.**

3




**Be mindful of toys in or around the water that would entice someone to bolt or enter the water.**

4



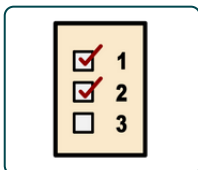
**Model safe behaviors, narrate safe behaviors, and practice safe behaviors in all water environments to promote generalization.**

5



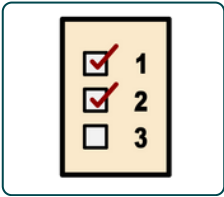


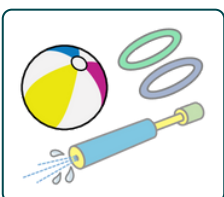

**Be mindful of your child's interests and typical behaviors so that you can be best prepared.**

6



**Have a safety plan when in or near water.**

# Water Safety Checklist

- 
- 1**  **When I am near water, I will follow the safety rules.**
- 2**  **When I am near water, I will stay close to my helper.**
- 3**  **I will ask my helper before I go into the water.**
- 4**  **If I want a toy or item from the water I will ask my helper to get it.**
- 5**  **If it's thundering or lightning, I will not go in the water.**